

# Accord LMS

## Release Notes 1.5.x

### Table of Contents

<u>Introduction</u> .....	2
<u>Extended Learning Events</u> .....	2
<u>Manager &gt; Catalog</u> .....	2
<u>Learning Event Details - Event Source: Module</u> .....	3
<u>Learning Event Details - Event Source: Text/HTML</u> .....	3
<u>Manager &gt; Configuration</u> .....	4
<u>Learning Event Types - Event Source: Non-SCORM</u> .....	4
<u>Manager &gt; Enrollment</u> .....	5
<u>Action Panel w/ Parameters</u> .....	5
<u>Action Panel - Create Attempt</u> .....	5
<u>Learner &gt; Classes</u> .....	5
<u>Learner &gt; Configuration</u> .....	6
<u>Classes</u> .....	6
<u>Classes &gt; Role Details</u> .....	7
<u>New Certifications</u> .....	7
<u>SCORM 4th Edition</u> .....	7
<u>ToolBook</u> .....	7
<u>iSpring</u> .....	7
<u>MOS Solo</u> .....	7
<u>Assignments</u> .....	8
<u>Bulk Learner Import</u> .....	8
<u>Bulk Role Assignment</u> .....	8

## Introduction

This document provides a summary of the Accord LMS enhancements released in the 1.5.x version series. The main feature sets for this series are Extended Learning Events and Learner Classes.

## Extended Learning Events

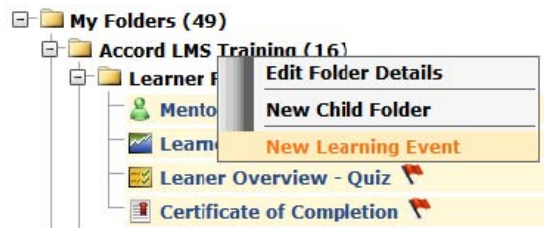
Extended Learning Events (XLE) are non-SCO resources or events such as WebEx, forums, wikis, social networking, classroom training, certificates of completion, etc. – basically anything that you access on the web or make a reference to. For more information and usage examples please refer to the Extended Learning Events white paper available on our [download page](#).

## Manager > Catalog

XLE can be placed anywhere in your curriculum catalog.

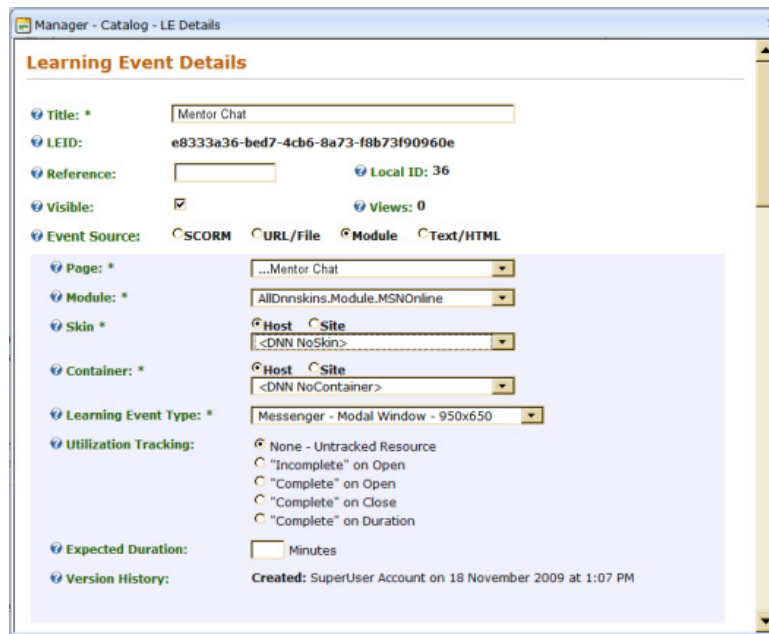


Add as you would any Learning Event – right click on a folder to open the context sensitive menu and select “New Learning Event”.



## Learning Event Details - Event Source: Module

Select any module in your site to present image galleries, mentor chat, RSS information, etc.



Manager - Catalog - LE Details

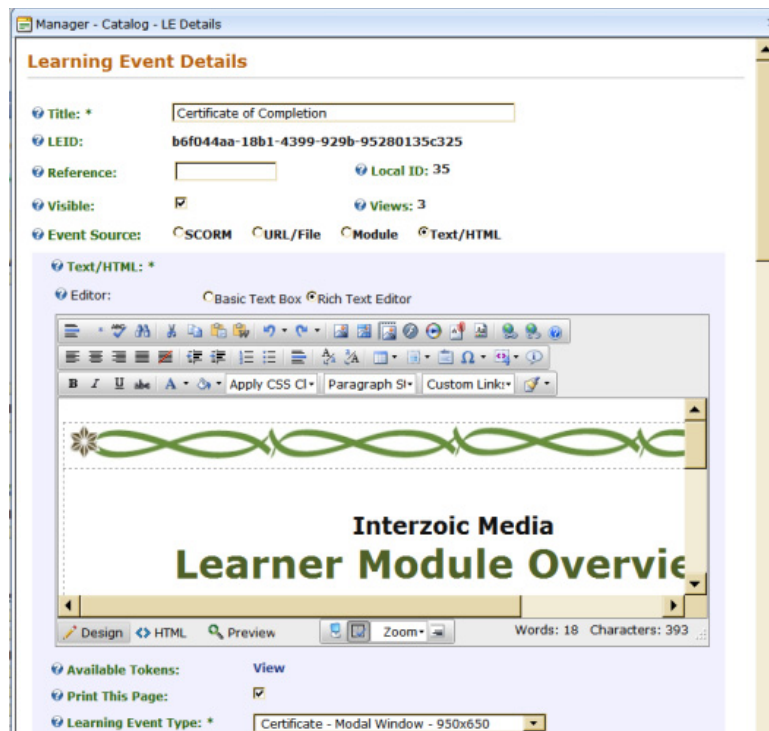
### Learning Event Details

**Title:** \* Mentor Chat  
**LEID:** e8333a36-bed7-4cb6-8a73-f8b73f90960e  
**Reference:**  **Local ID:** 36  
**Visible:**  **Views:** 0  
**Event Source:**  SCORM  URL/File  Module  Text/HTML

**Page:** \* ...Mentor Chat  
**Module:** \* AllDnnskins.Module.MSNOnline  
**Skin:** \*  Host  Site  
<DNN NoSkin>  
**Container:** \*  Host  Site  
<DNN NoContainer>  
**Learning Event Type:** \* Messenger - Modal Window - 950x650  
**Utilization Tracking:**  None - Untracked Resource  
 "Incomplete" on Open  
 "Complete" on Open  
 "Complete" on Close  
 "Complete" on Duration  
**Expected Duration:**  Minutes  
**Version History:** Created: SuperUser Account on 18 November 2009 at 1:07 PM

## Learning Event Details - Event Source: Text/HTML

This allows quick and easy insertion of any Text or HTML content and can include text, links, images, flash, embedded YouTube videos, PayPal buttons, Certificates of Completion, etc.



Manager - Catalog - LE Details

### Learning Event Details

**Title:** \* Certificate of Completion  
**LEID:** b6f044aa-18b1-4399-929b-95280135c325  
**Reference:**  **Local ID:** 35  
**Visible:**  **Views:** 3  
**Event Source:**  SCORM  URL/File  Module  Text/HTML

**Text/HTML:** \*  
**Editor:**  Basic Text Box  Rich Text Editor

Basic Text Editor interface showing a rich text editor with a toolbar and a preview area. The preview area displays a decorative green border and the text "Interzoic Media Learner Module Overview".

**Available Tokens:** View  
**Print This Page:**   
**Learning Event Type:** \* Certificate - Modal Window - 950x650

## Manager > Configuration

### Learning Event Types - Event Source: Non-SCORM

The Accord LMS comes with a total of 20 Non-SCORM LE Types predefined. These can be used for all the non-SCORM Event Sources: URL/File; Module and Text/HTML. You can customize the defaults or create your own.

Event Source: Non-SCORM	
 	Appointment - Modal Window - 950x650
 	Certificate - Modal Window - 950x650
 	Classroom - Modal Window - 950x650
 	Desktop - Modal Window - 950x650
 	Document - Current Window - 950x650
 	Documentation - Modal Window - 950x650
 	File - Current Window - 950x650
 	Flash - Modal Window - 950x650
 	Forum - Modal Window - 950x650
 	Image - Modal Window - 950x650
 	Information - Modal Window - 950x650
 	Messenger - Modal Window - 950x650
 	PDF - Modal Window - 950x650
 	PowerPoint - Current Window - 950x650
 	Presentation - Modal Window - 950x650
 	Resource - Modal Window - 950x650
 	Spreadsheet - Current Window - 950x650
 	Text - Modal Window - 950x650
 	URL - Modal Window - 950x650
 	Zip - Current Window - 950x650

## Manager > Enrollment

### Action Panel w/ Parameters

The action panel has been redesigned and expanded. Each of the available actions has their own set of helper text and parameters.

#### Action Panel

Select Action:

< Select Action >
< Select Action >
Learning Event Enrollment
Drop Enrollment
Query Folders/Learning Events
Query Roles/Users
Create Attempt Records
Delete Attempt Records

### Action Panel - Create Attempt

Managers can now create Attempt records for their Learners. One of the uses is to allow completion status and scores to be associated with XLE referencing on-site training or seminars. Simply select the pertinent LE and Roles (or individual Learners), provide the parameters and Submit.

#### Action Panel

Select Action:

Create Attempt Records
------------------------

Create Attempt Records for the selected Roles and Users for the selected Folders and Learning Events

Parameters:

Completion:  Complete  Incomplete

Success:  None  Passed  Failed

Score:  %  %  Raw

Duration:  (HH:MM:SS)

Submit

## Learner > Classes

Learners now have their own tab to view their classes and to submit Class (RSVP) Codes. Like all Learner tabs, the Classes tab is optional and comes with a number of settings.

#### My Courses

Name	Description	Start Date	Due Date
Sales		16 Jul 2009	None
LMS Manager	Allows access to LMS Manager Features	Immediate	None
Marketing		Immediate	None

Class Code:

Submit

## Learner > Configuration

All of the Learner module settings have been moved to the Configuration tab. This tab is visible to all Roles that have module Edit permissions set. In our next release access to this tab will be regulated via Permission Profiles.

**My Courses**

My Plan | Archive | Catalog | Classes | **Configuration**

**General Settings**

- Manager Module:** LMS Manager -> Interzoic Accord LMS - Ma
- Show Tabs:**
  - My Plan
  - Archive
  - Catalog
  - Classes
- Default Folder View:**
  - Collapsed  Expanded
- Include Description:**
- Context Menu:**
  - Drop (for all Learner Catalog enrollment)
  - Archive / Restore (requires Archive)
  - Attempt History
  - Quiz Results
- Show Search:**
- Allow URL Enrollment for Learner / LE:**
- Access and Tracking:**
  - Registered User
  - Assigned User
  - Assigned User Name:

## Classes

Included in the Learner Configuration settings is an entire section providing control over the Classes tab. The Class settings are presented beneath the General Settings shown above. Until Permission Profiles are in place, the <Global Roles> group is not available for editing.

**Classes**

- Enable AJAX Refresh:**
- Show Description:**
- Show Effective:**
- Show Expiration:**
- Allow Public Unsubscribe:**
- Allow Non-Public Unsubscribe:**
- Show RSVP Submit:**
- Non-Registered:**
- "RSVP Code" Label:**
- "RSVP Code" Help:**
- Set Dates for Existing Roles:**
- Roles:**

Group	Name	Show	Count	RSVP	Effective	Expiration
eLearning	History 101	<input checked="" type="checkbox"/>	0		Immedate	None
eLearning	LMS Manager	<input checked="" type="checkbox"/>	259	LMSManager	Immedate	None
eLearning	Management	<input checked="" type="checkbox"/>	6	Manage123	Immedate	None
eLearning	Marketing	<input checked="" type="checkbox"/>	12	Market123	Immedate	None
eLearning	Sales	<input checked="" type="checkbox"/>	22	Sales123	Immedate	None

## Classes > Role Details

Now you can set Effective, Expiry and Renewal dates for all eLearning roles. This gives you full control over when your Learners can access specific Learning Events. Renewal provides the framework for periodic re-certification.

**My Courses**

My Plan | Archive | Catalog | **Classes** | Configuration

**Role Details**

**Role Name:** Management

**Group Name:** eLearning

**Learner Count:** 6

**RSVP Code:** Manage123

**Effective Date:**  Immediate  
 Fixed    
 Period

**Expiration Date:**  None  
 Fixed    
 Period

**Renewal Period:** **Renew From:**  Effective Date:  Expiration Date:  
 None  
 Period

[Update](#) [Cancel](#)

## New Certifications

SCORM 4<sup>th</sup> Edition

ToolBook

iSpring

MOS Solo

## Assignments

This is a companion module. That provides the functionality described below. Once Permission Profiles are in place this functionality will be moved into the Manager > My Learner tab. Managers will only be able to Import Learners or Assign Roles for the Learner Roles they have been assigned.

### Assignment

**Bulk Learner Import**

**Bulk Role Assignment**

## Bulk Learner Import

### Bulk Learner Import

Learner List:

Roles to Assign:

- <Global Roles> Admin Only
- <Global Roles> Administrators
- <Global Roles> Registered Users
- <Global Roles> Subscribers
- <eLearning> History 101
- <eLearning> LMS Manager [LMSManager]
- <eLearning> Management [Manage123]
- <eLearning> Marketing [Market123]
- <eLearning> Sales [Sales123]
- <Social Groups> AccordLMSLearnerSupport\_Admin
- <Social Groups> AccordLMSLearnerSupport\_Members
- <Social Groups> AccordLMSManagement\_Admin
- <Social Groups> AccordLMSManagement\_Members
- <Social Groups> AccordLMSSetupandConfiguration\_Admin
- <Social Groups> AccordLMSSetupandConfiguration\_Members
- <Social Groups> SocialGroup\_Admin
- <Social Groups> SocialGroup\_Member

Notify Users:

Generate passwords:

[Import](#) [Return](#)

## Bulk Role Assignment

### Bulk Role Assignment

Learner List:

TSV File:

User Names:

Roles to Assign:

- <Global Roles> Admin Only
- <Global Roles> Administrators
- <Global Roles> Registered Users
- <Global Roles> Subscribers
- <eLearning> History 101
- <eLearning> LMS Manager
- <eLearning> Management
- <eLearning> Marketing
- <eLearning> Sales
- <Social Groups> AccordLMSLearnerSupport\_Admin
- <Social Groups> AccordLMSLearnerSupport\_Members
- <Social Groups> AccordLMSManagement\_Admin
- <Social Groups> AccordLMSManagement\_Members
- <Social Groups> AccordLMSSetupandConfiguration\_Admin
- <Social Groups> AccordLMSSetupandConfiguration\_Members
- <Social Groups> SocialGroup\_Admin
- <Social Groups> SocialGroup\_Member

Notify Users:

[Import](#) [Return](#)